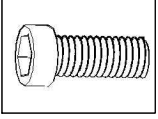


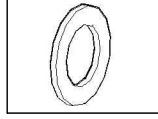
ASSEMBLY INSTRUCTIONS

Kit Contents:-

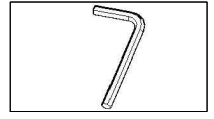
1.Allen bolts-5Pc



2. Washer-5Pc.



3.Allen-Key-1pc.



Instructions:-

1. Put the Highboard upside down on a protective surface with legs.
2. Match the holes on the bottom of Highboard with fastener on the legs.
3. Now secure using allen bolts , washer with allen key provided.
4. Now Highboard is ready to use.

