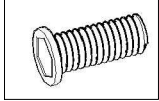


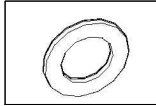
## ASSEMBLY INSTRUCTIONS

### Kit Contents:-

1.Allen Bolts-7pc.  
(40X8mm)



2.Washer-7Pc.  
(8mm)



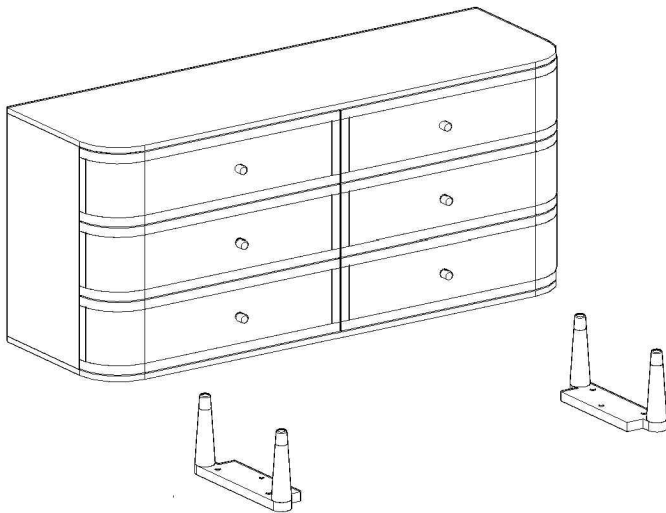
3. Allen key-1Pc.  
(5mm)



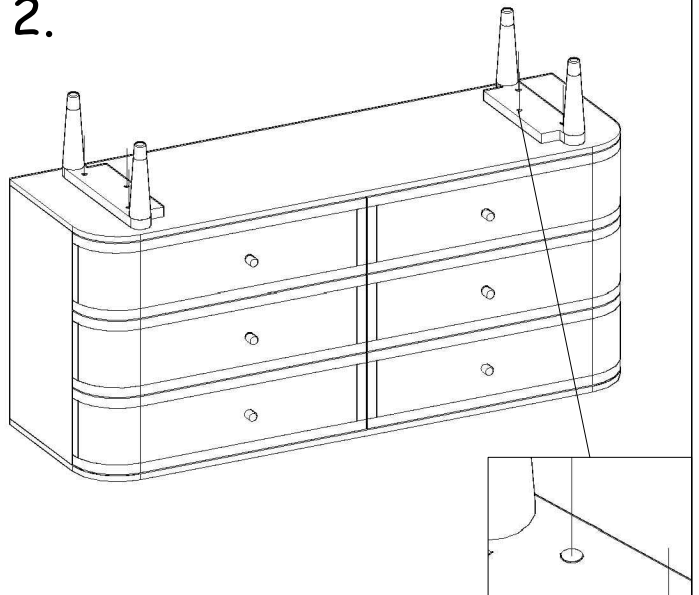
### Instructions:-

1. Put the Chest of drawer upside down on a protective surface with legs.
2. Now Match the holes on the legs with fasteners on the bottom of Chest of drawer.  
(see image 2)
3. Now Secure using Allen bolts, washers & Allen key provided.(see image 3)
4. Turn the Chest of drawer upright. Now Chest of drawer is ready to use.

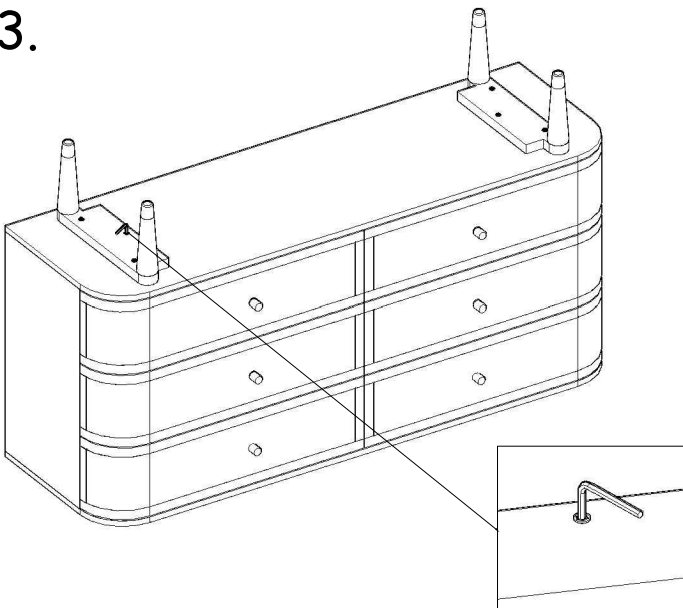
1.



2.



3.



4.

